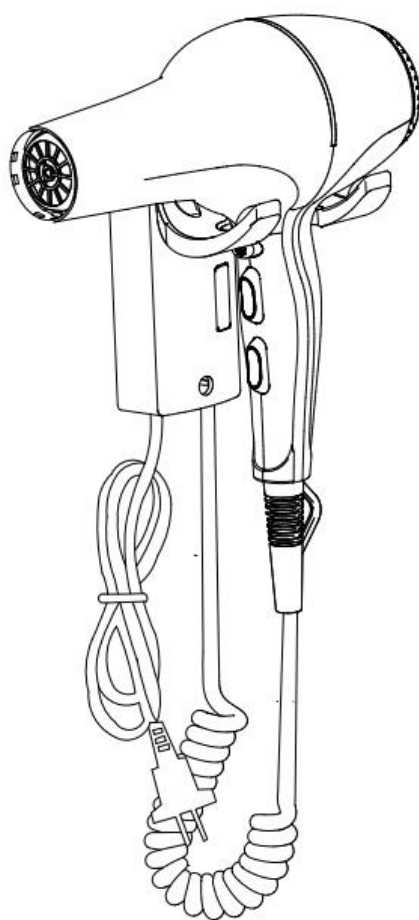




# **MORRIS**

## **HOTEL SERIES**



### **INSTRUCTIONS MANUAL WALL MOUNTED HAIR DRYER**

**Model: MPHD-6264**

*Read and save these instructions for future reference*


## TECHNICAL DATA

**220-240V, 50/60Hz , 1800-2200W**

**Electrical insulation: Class II – no need earthing**

### Important Safeguards

When using an electrical appliance, basic safety precautions should always be observed, including the following:

1. Before the first connecting of the appliance check that voltage indicated on the rating label corresponds to the mains voltage in your home.
2. If the supply cord is damaged, it must be replaced by the manufacturer or its service agent or a similarly qualified person in order to avoid a hazard. Check the cable frequently for damages, especially at the ends and the plug.
3. When the hairdryer is used in a bathroom, unplug it after use since the proximity of water presents a hazard even when the hairdryer is switched off.
4. For additional protection the installation of a residual current device (RCD) with a rated residual operating current not exceeding 30 mA is advisable in the electrical circuit supplying the bathroom. Ask your installer for advice.
5.  **WARNING** – Do not use this appliance near bathtubs, showers, basins or other vessels containing water.
6. Do not use the hair dryer for any other purposes than those described in this instruction manual.
7. This appliance can be used by children aged from 8 years and above and persons with reduced physical, sensory or mental capabilities or lack of experience and knowledge if they have been given supervision or instruction concerning use of the appliance in a safe way and understand the hazards involved. Children shall not play with the appliance. Cleaning and user maintenance shall not be made by children without being supervised.
8. Do not use outdoors.
9. Always unplug the hair dryer from the power supply when not in use and before cleaning.
10. To protect against the risk of electric shock, do not immerse the appliance in water or in any other liquids.

11. Do not spray aerosol products when the hair dryer is operation.
12. Do not leave the hair dryer switched on when you do not use it.
13. Do not use other attachments than the ones that are supplied with the unit.
14. The air inlet and outlet openings should never be obstructed to prevent from getting too hot.
15. Keep your hair away from the immediate vicinity of inlet opening to prevent from being drawn in.
16. Store the appliance in a cool, dry place. Do not use it when there is water in your hands.

### **GENERAL POINTS**

This hair dryer, specially designed for hotel use, is equipped with a rocker switch in the handle which prevents its use except when held by the hand. A soft pressure on the handle is needed to switch on the hair dryer. It has six operating levels (2 speeds X 3 heating settings).

Means for disconnection must be incorporated in the fixed wiring in accordance with the wiring rules.

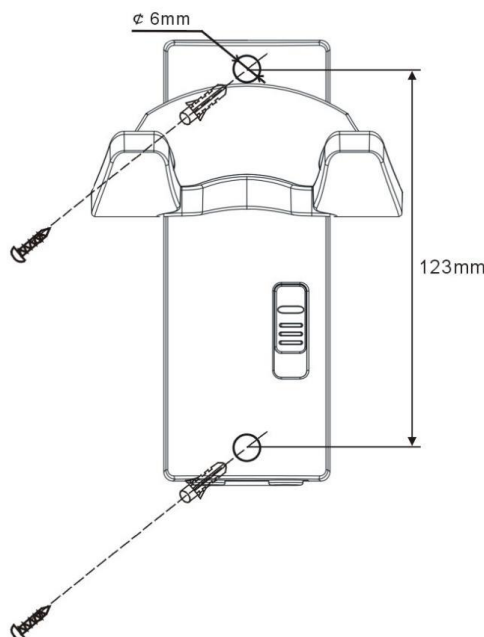
For additional protection, the installation of a residual current device (RCD) having a rated residual operating current not exceeding 30 mA is advisable in the electrical circuit supplying the bathroom. Ask your installer for advice.

### **INSTRUCTIONS OF USE**

When the hairdryer is used in a bathroom, unplug it after use since the proximity of water presents a hazard even when the hairdryer is switched off.

#### **How to install this unit with plug connected wire:**

1. Drill 2 holes of 6mm diameter, and the distance is 123mm between the two holes, as picture
2. Put the toggles inside the holes and tighten the screws
3. Switch on the general switch of your mains electricity. The hair dryer is ready for use.



**Faulty connection or any damage resulting from wrongly usage or which is in contradiction to the instructions in this leaflet will render the guarantee void.**

**The installation is made in the buyer's responsibility.**

## **STORAGE**

**When not in use, unplug it.**

Allow the appliance to cool and store it in a dry location.

Never wrap the cord around the appliance since this will cause the cord to wear prematurely and break.

If the supply cord of this appliance becomes damaged the appliance must be replaced by returning to the retailer from which it was purchased or to a similarly qualified person in order to avoid a hazard.

## **CLEANING AND USER MAINTENANCE**

A cleaning is needed once every 6 months

Clean the outer parts of the unit with a dry and soft cloth

Use a vacuum cleaner to remove dust accumulated on inlet and outlet grilles.

### **NOTICE ABOUT RECYCLING**



Your product is designed and manufactured with high quality materials and components which can be recycled and reused.

This symbol means that electrical and electronic equipment, at their end-of-life, should be disposed of separately from your household waste. Please dispose of this equipment at your local community waste collection/ recycling centre.

In the European Union there are separate collection systems for used electrical and electronic products.

Please help us to conserve the environment we live in!

### **DECLARATION OF CONFORMITY**

Herewith, Amiridis-Savvidis S.A. states that this product, complies with the requirements of below directives:

EMC-Directive: 14 / 30 / EU

Low Voltage Directive: 14 / 35 / EU

CE Marking: 93 / 68 / EEC

RoHS Directive: 11 / 65 / EU & 15 / 863 / EU

The detailed declaration of conformity can be found at [www.morris.gr](http://www.morris.gr)



### **Exclusive importer in Greece:**

Amiridis – Savvidis S.A.

87A, 17<sup>th</sup> Noemvriou str, P.C. 55535

Pylea – Thessaloniki – Greece

T: +302310944944 | F: +302310944940

[www.amiridis-savvidis.gr](http://www.amiridis-savvidis.gr)